

22nd May 2024

National Stock Exchange of India Limited Exchange Plaza, Bandra Kurla Complex, Bandra (East), Mumbai 400 051 Scrip Name: GPPL	BSE Limited 14 th Floor, P J Towers, Dalal Street, Fort, Mumbai 400 001 Scrip Code: 533248
--	--

Dear Madam/ Sir,

Sub: Submission of Analysts/ Investor Presentation

Kindly find enclosed the Analyst/ Investor Presentation regarding the Standalone and Consolidated Audited financial results of Gujarat Pipavav Port Limited ('the Company') for the Quarter and Year ended 31st March 2024, for reference please.

The Presentation is being made through a Microsoft Teams call being held tomorrow 23rd May 2024 at 10.00 AM.

This communication is also being made available on the Company's website www.pipavav.com

Thank you,

Yours truly,

For Gujarat Pipavav Port Limited

Manish Agnihotri
Company Secretary & Compliance Officer



Gujarat Pipavav Port Limited Result Review Q4 & FY 2023-24

23rd May 2024

Disclaimer

Statements in this presentation describing the Company's objectives, projections, estimates, expectations may be "forward looking statements" within the meaning of applicable securities laws and regulations. Actual results could differ materially from those expressed or implied. Important factors that could make a difference to the Company's operations include, among others, economic conditions affecting demand / supply and price conditions in the markets in which the Company operates, changes in Government regulations, tax laws and other statutes and incidental factors

Agenda

Key Updates

Volume Development

Profit and Loss Statement

Key Updates

Q4 FY 24 Vs Q4 FY 23

- Container: Lower Transshipment volume
- Bulk: Lower Fertilizer & Coal Volume
- Liquid: Higher LPG volume
- RORO: Higher exports from OEMs
- Revenue higher by 7%; Higher Container, Liquid & RORO
- EBITDA higher by 21%; Margin at 63% (Higher by 800 bps)
- Net profit lower by 18%; One-off Provision for legal case

CONTAINER (TEUs)

188,899
(-5%)

DRY BULK (MT)

511,664
(-26%)

LIQUID (MT)

388,401
(+35%)

RORO (UNITS)

34,181
(+129%)

REVENUE

2,513 Mn
(+7%)

EBITDA

1,573 Mn
(+21%)

EBIT

1,283 Mn
(+25%)

NET PROFIT

695 Mn
(-18%)

Key Updates – Year ended March 31,2024

FY 24 Vs FY 23

- Container: Higher EXIM & Coastal volume
- Bulk: Lower Fertilizer and Coal volume
- Liquid: Higher LPG volume
- RORO: Higher exports from OEMs
- Revenue higher by 8%; Higher Container, Liquid & RORO
- EBITDA higher by 14%; Margin at 58% (Higher by 300 bps)
- Net profit higher by 21%

CONTAINER (TEUs)

808,464
(+6%)

DRY BULK (MT)

2,712,349
(-31%)

LIQUID (MT)

1,287,863
(+24%)

RORO (UNITS)

97,120
(+141%)

REVENUE

9,884 Mn
(+8%)

EBITDA

5,731 Mn
(+14%)

EBIT

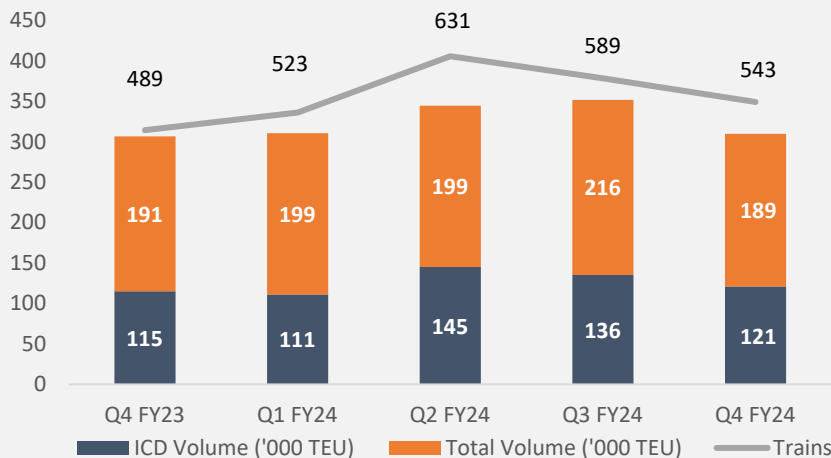
4,575 Mn
(+19%)

NET PROFIT

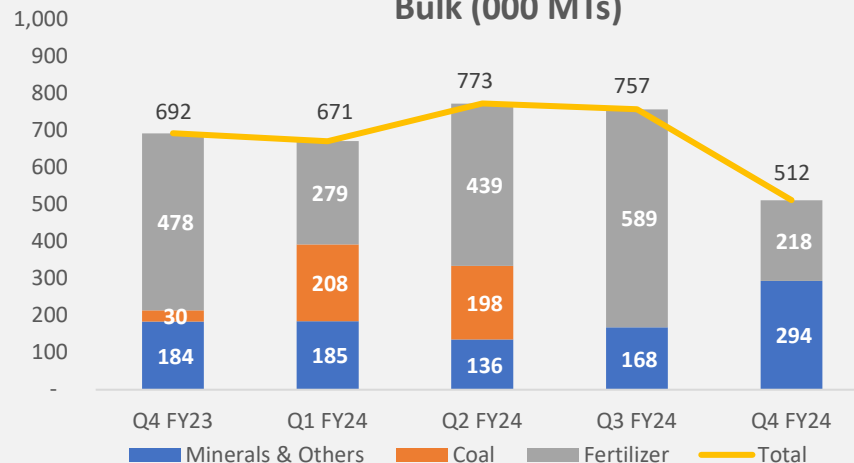
3,528 Mn
(+21%)

Volume Development

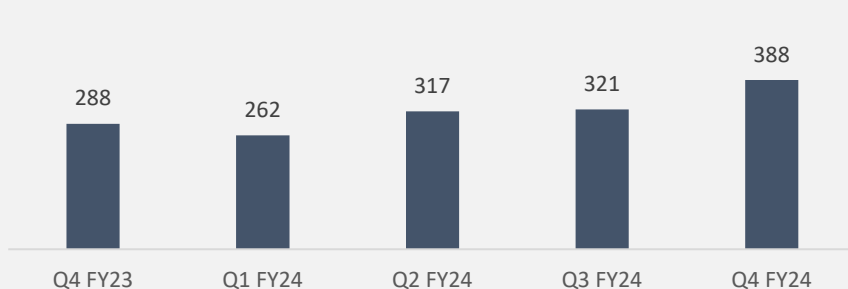
Container (000 TEUs)



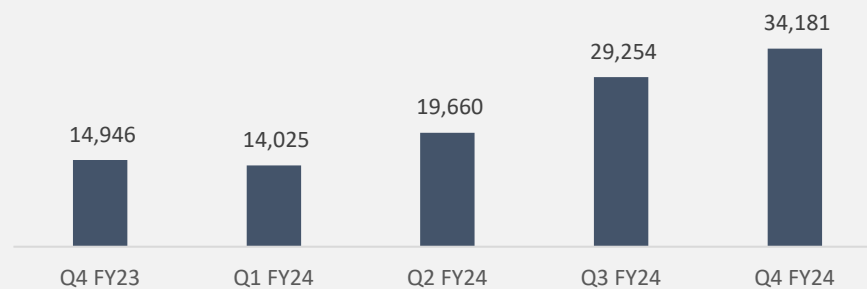
Bulk (000 MTs)



Liquid - (000 MTs)



RoRo (Units)



Profit and Loss Statement

INR Million

Particulars	Quarter ended					Full Year		
	Mar-24	Dec-23	%	Mar-23	%	Mar-24	Mar-23	%
Income								
Revenue from operations	2,513	2,696	-7%	2,347	7%	9,884	9,170	8%
Expenditure								
Operating Expenses	373	486	-23%	459	-19%	1,747	1,922	-9%
Employee benefits expense	194	200	-3%	165	17%	791	746	6%
Other Expenses	374	417	-10%	424	-12%	1,616	1,480	9%
Total Expenditure	940	1,103	-15%	1,048	-10%	4,154	4,148	-
EBITDA	1,573	1,593	-1%	1,299	21%	5,731	5,021	14%
%	63%	59%		55%		58%	55%	
Depreciation	289	292	-1%	276	5%	1,156	1,162	-
EBIT	1,283	1,301	-1%	1,024	25%	4,575	3,860	19%
Add: Other Income	195	190	3%	160	22%	787	510	54%
Less: Finance Cost	26	20	29%	19	36%	93	80	17%
Less: Exceptional Item	519	1		50		530	372	
Profit Before Tax	934	1,470	-36%	1,115	-16%	4,738	3,919	21%
Tax Expense	234	367	-36%	274	-15%	1,200	1,001	20%
Other comprehensive income net of tax	-5			8		-10	7	
Net Profit	695	1,103	-37%	849	-18%	3,528	2,925	21%

Thank you